

Signify Classified - Internal
Cooper Lighting Solutions Photometric Lab
1121 Highway 74 South
Peachtree City, GA 30269



Scaled data based on original data using
LM-79-08 Approved Method: Electrical and Photometric Measurements of Solid-
State Lighting Products

Test Report Prepared for
Cooper Lighting Solutions
(formerly Eaton)

Brand: McGRAW-EDISON

Report Number: P437603

Luminaire Tested: **ISC-SA1D-830-U-T3**

Issue Date: 12/9/2020

Test Information

Test Method: LM-79-08
Report Number: P437603
TEST IS SCALED FROM IESNA LM-79-08 TEST DATA (G3-2011-074-8)
Test Lab: INNOVATION CENTER
Issue Date: 12/9/2020
Manufacturer: COOPER LIGHTING SOLUTIONS (FORMERLY EATON)
Product Line: McGRAW-EDISON
Catalog Number: ISC-SA1D-830-U-T3
Description: IMPACT ELITE LED CYLINDER LUMINAIRE
(1) 80 CRI, 3000K, 800mA LIGHTSQUARE WITH 16 LEDS AND TYPE III OPTICS
Light Source: -
Ballast/Driver: ELECTRONIC DRIVER

Summary

Lumens per Lamp: N/A
Luminaire Lumens: 4552 lumens
Efficiency: N/A
Efficacy: 100.7 lumens/watt
Luminous Opening: Rectangular (W 0.5' x L: 0.5' x H: 0')
IES Classification: Type III - Medium
BUG Rating: B1 - U0 - G1

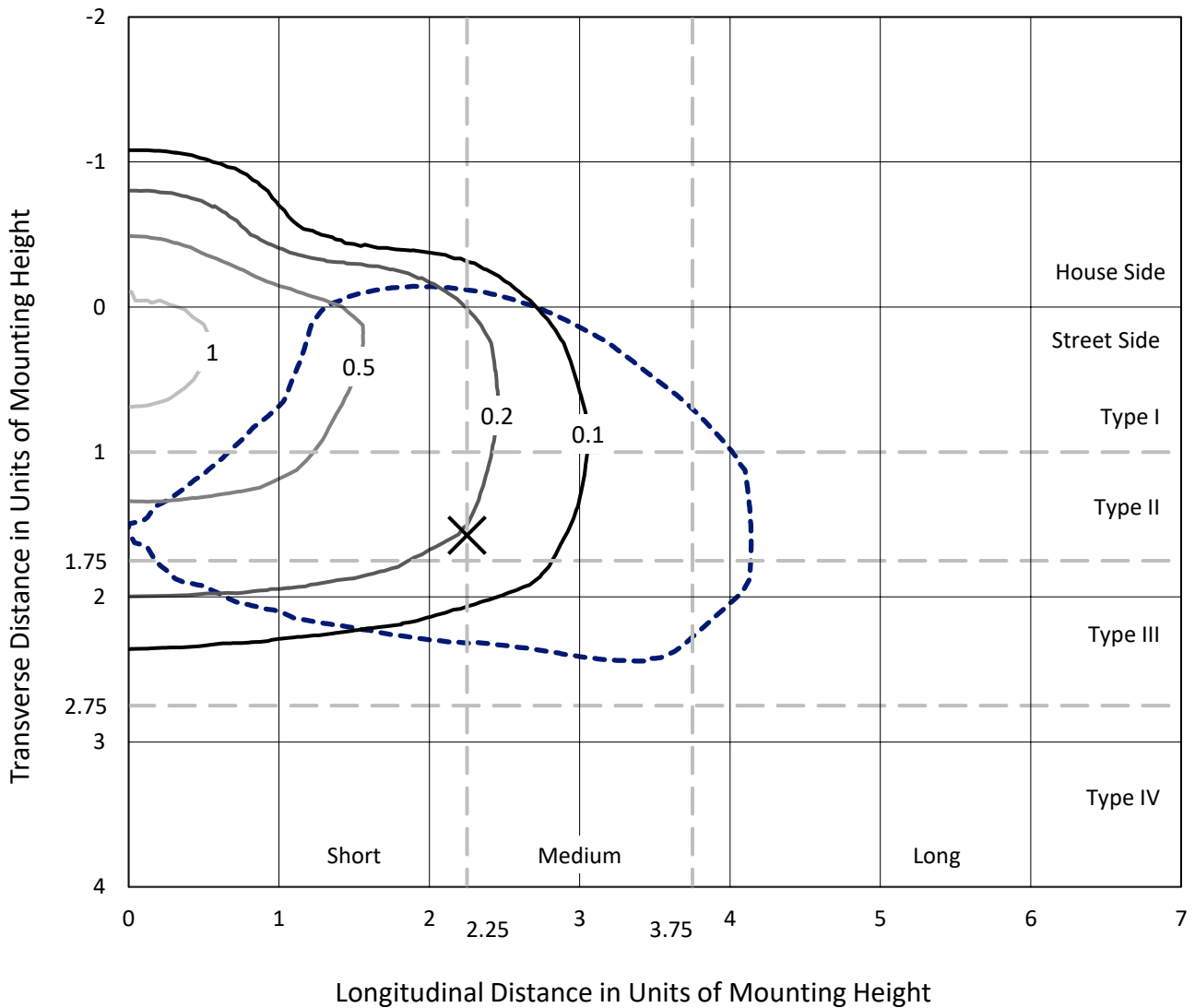
Input Watts (W): 45.2
Input Voltage (V): NR
Input Current (Ain): NR
Voltage Rise (V): NR
Power Factor: NR
Total Harmonic Distortion (THDi): NR
Frequency (hertz): 60
Stabilization Time: NR
Operation Time: NR
Ambient Temperature (°C): NR
Test Distance: 28.75 FT



REPORT NUMBER: P437603
 CATALOG NUMBER: ISC-SA1D-830-U-T3

Iso-Footcandle Lines of Horizontal Illumination

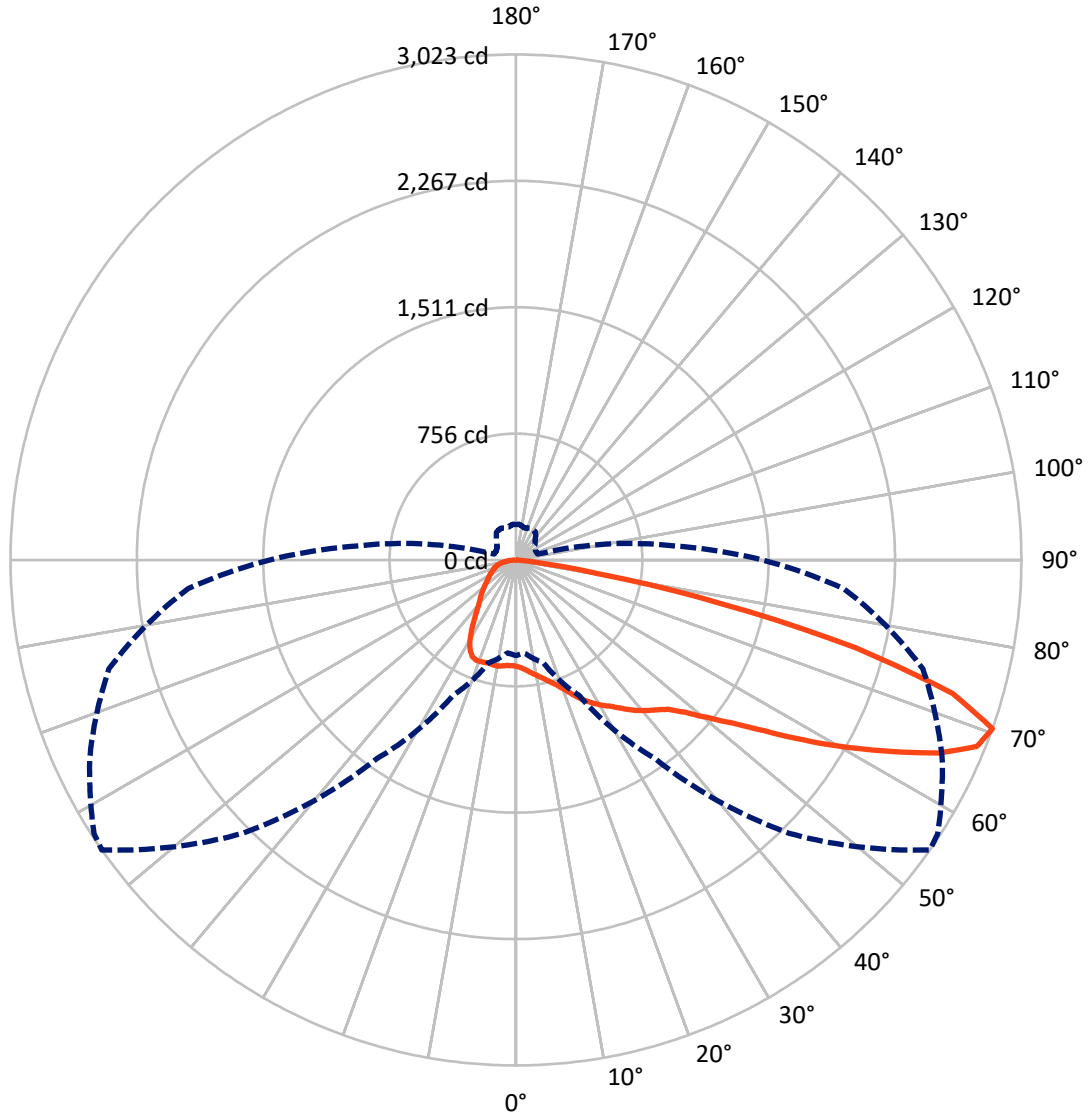
✕ Max cd
 - - - 1/2 Max cd



Based on 25 foot mounting height. Maximum calculated value = 1.1 fc
 Type III - Medium - N/A

REPORT NUMBER: P437603
CATALOG NUMBER: ISC-SA1D-830-U-T3

Luminous Intensity Polar Plot



— Vertical Plane Through 55-Deg Lateral - - - Horizontal Cone Through 70-Deg Vertical

REPORT NUMBER: P437603

CATALOG NUMBER: ISC-SA1D-830-U-T3

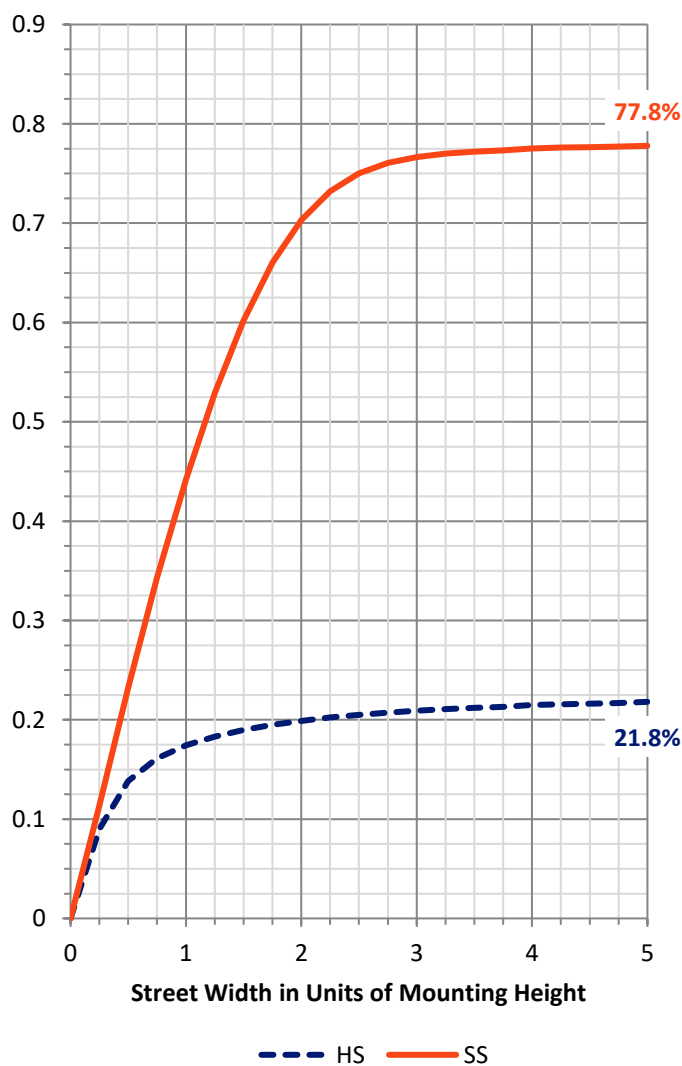
FLUX DISTRIBUTION:

		Downward	Upward	Total
House Side	Lumens	1006.8	0.0	1006.8
	% Fixture	22.1	0.0	22.1
Street Side	Lumens	3545.1	0.0	3545.1
	% Fixture	77.9	0.0	77.9
Total	Lumens	4552.0	0.0	4552.0
	% Fixture	100.0	0.0	100.0

ZONAL LUMENS:

Zone	Lumens	% Fixture
0°-10°	62.6	1.4
10°-20°	199.3	4.4
20°-30°	346.6	7.6
30°-40°	488.5	10.7
40°-50°	647.4	14.2
50°-60°	943.2	20.7
60°-70°	1177.1	25.9
70°-80°	626.9	13.8
80°-90°	60.4	1.3
90°-100°	0.0	0.0
100°-110°	0.0	0.0
110°-120°	0.0	0.0
120°-130°	0.0	0.0
130°-140°	0.0	0.0
140°-150°	0.0	0.0
150°-160°	0.0	0.0
160°-170°	0.0	0.0
170°-180°	0.0	0.0
0°-90°	4552.0	100.0
0°-180°	4552.0	100.0

Coefficient of Utilization

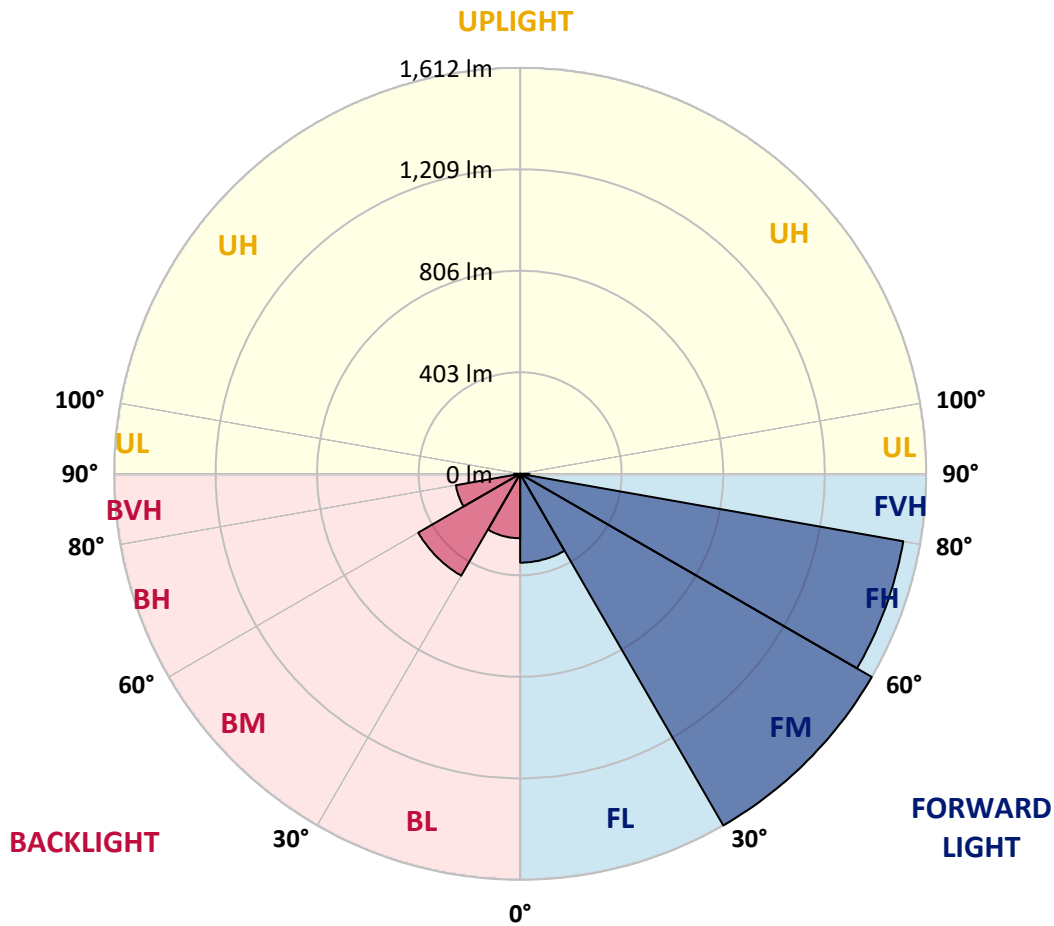


REPORT NUMBER: P437603
 CATALOG NUMBER: ISC-SA1D-830-U-T3

LUMINAIRE CLASSIFICATION SYSTEM LUMEN TABLE AND BUG RATING:

Zone	Lumens	% Fixture	Zone Rating/Lumen Limit		
			B	U	G
FL (0°-30°)	352.6	7.7			
FM (30°-60°)	1612.0	35.4			
FH (60°-80°)	1544.5	33.9			G1/1800
FVH (80°-90°)	36.1	0.8			G1/100
BL (0°-30°)	255.9	5.6	B1/500		
BM (30°-60°)	467.2	10.3	B1/1000		
BH (60°-80°)	259.5	5.7	B1/500		G1/500
BVH (80°-90°)	24.3	0.5			G1/100
UL (90°-100°)	0.0	0.0		U0/0	
UH (100°-180°)	0.0	0.0		U0/0	

BUG Rating: B1-U0-G1
 Type III Medium





REPORT NUMBER: P437603

CATALOG NUMBER: ISC-SA1D-830-U-T3

CANDELA DISTRIBUTION (FULL):

	0°	5°	15°	25°	35°	45°	55°	57°	65°	75°	85°
0°	635.7	635.7	635.7	635.7	635.7	635.7	635.7	635.7	635.7	635.7	635.7
2.5°	657.0	655.4	655.4	653.7	652.1	650.5	647.2	643.9	643.9	640.6	640.6
5°	673.4	670.1	671.7	670.1	670.1	666.8	661.9	661.9	660.3	652.1	645.5
7.5°	689.8	688.1	688.1	689.8	688.1	684.9	683.2	681.6	675.0	665.2	655.4
10°	712.7	712.7	712.7	711.1	711.1	707.8	702.9	702.9	694.7	683.2	671.7
12.5°	747.1	745.5	743.8	743.8	738.9	732.4	727.5	727.5	722.5	704.5	689.8
15°	786.4	781.5	778.2	778.2	771.7	760.2	755.3	756.9	752.0	730.7	709.4
17.5°	825.8	825.8	822.5	814.3	806.1	797.9	786.4	789.7	784.8	763.5	735.6
20°	861.8	858.5	858.5	853.6	842.1	832.3	825.8	824.1	820.8	797.9	765.1
22.5°	901.1	899.5	894.6	891.3	883.1	878.2	874.9	874.9	861.8	830.7	788.1
25°	948.6	947.0	947.0	933.9	927.3	919.2	924.1	919.2	912.6	866.7	812.7
27.5°	996.2	996.2	994.5	988.0	969.9	965.0	968.3	965.0	963.4	901.1	835.6
30°	1046.9	1045.3	1040.4	1038.8	1020.7	1007.6	1006.0	999.4	999.4	932.3	852.0
32.5°	1089.5	1087.9	1091.2	1084.6	1073.2	1055.1	1043.7	1043.7	1032.2	963.4	871.6
35°	1128.9	1132.1	1132.1	1128.9	1119.0	1101.0	1089.5	1092.8	1076.4	991.2	896.2
37.5°	1173.1	1169.8	1164.9	1161.6	1148.5	1140.3	1140.3	1143.6	1119.0	1020.7	929.0
40°	1182.9	1191.1	1202.6	1189.5	1182.9	1181.3	1184.6	1176.4	1151.8	1066.6	984.7
42.5°	1202.6	1209.1	1230.4	1225.5	1220.6	1225.5	1225.5	1214.1	1202.6	1128.9	1060.1
45°	1251.7	1263.2	1279.6	1281.2	1279.6	1287.8	1273.0	1271.4	1269.8	1219.0	1161.6
47.5°	1305.8	1318.9	1356.6	1351.7	1369.7	1386.1	1359.9	1358.2	1363.2	1338.6	1291.1
50°	1369.7	1382.8	1430.3	1448.4	1497.5	1527.0	1479.5	1458.2	1492.6	1491.0	1454.9
52.5°	1443.4	1459.8	1492.6	1554.9	1638.4	1669.5	1618.8	1600.7	1641.7	1661.4	1628.6
55°	1494.2	1507.3	1558.1	1654.8	1790.8	1831.7	1802.3	1785.9	1830.1	1846.5	1812.1
57.5°	1512.3	1515.5	1590.9	1743.3	1931.7	2036.5	2031.6	2020.2	2002.1	2043.1	2033.3
60°	1481.1	1499.1	1595.8	1782.6	2057.8	2256.1	2274.1	2247.9	2225.0	2234.8	2202.0
62.5°	1440.2	1454.9	1556.5	1787.5	2143.0	2454.3	2521.5	2492.0	2434.7	2408.5	2331.5
65°	1296.0	1296.0	1395.9	1687.6	2128.3	2616.5	2782.0	2731.2	2626.4	2533.0	2326.5
67.5°	991.2	986.3	1083.0	1386.1	1920.2	2632.9	2973.7	2947.5	2778.8	2580.5	2234.8
70°	571.8	557.1	637.3	894.6	1450.0	2311.8	3022.9	3008.1	2813.2	2519.9	1967.7
72.5°	198.2	211.4	263.8	380.1	797.9	1664.6	2731.2	2762.4	2649.3	2288.9	1581.1
75°	103.2	103.2	121.2	165.5	337.5	858.5	2098.8	2195.5	2220.1	1915.3	1128.9
77.5°	75.4	77.0	86.8	106.5	160.6	329.3	1259.9	1351.7	1536.8	1318.9	652.1
80°	50.8	52.4	62.3	70.5	98.3	127.8	503.0	552.1	761.9	589.8	252.3
82.5°	37.7	39.3	39.3	41.0	54.1	59.0	132.7	163.8	262.1	175.3	90.1
85°	8.2	8.2	16.4	16.4	16.4	16.4	29.5	32.8	49.2	52.4	29.5
87.5°	0.0	0.0	0.0	0.0	1.6	1.6	3.3	3.3	3.3	4.9	4.9
90°	0.0	0.0	0.0	0.0	0.0	0.0	0.0	0.0	0.0	0.0	0.0



REPORT NUMBER: P437603
 CATALOG NUMBER: ISC-SA1D-830-U-T3

CANDELA DISTRIBUTION (continued):

	90°	95°	105°	115°	125°	135°	145°	155°	165°	175°	180°
0°	635.7	635.7	635.7	635.7	635.7	635.7	635.7	635.7	635.7	635.7	635.7
2.5°	639.0	637.3	635.7	634.1	632.4	630.8	629.2	630.8	630.8	634.1	635.7
5°	643.9	639.0	637.3	634.1	632.4	632.4	632.4	634.1	635.7	637.3	639.0
7.5°	652.1	650.5	645.5	639.0	637.3	637.3	634.1	634.1	634.1	637.3	637.3
10°	666.8	661.9	655.4	648.8	643.9	634.1	625.9	619.3	622.6	627.5	627.5
12.5°	683.2	675.0	666.8	655.4	642.3	625.9	617.7	619.3	619.3	624.2	625.9
15°	704.5	698.0	679.9	660.3	637.3	624.2	621.0	617.7	617.7	621.0	624.2
17.5°	727.5	716.0	693.0	663.6	640.6	625.9	619.3	606.2	599.7	598.0	601.3
20°	748.8	735.6	704.5	666.8	643.9	624.2	601.3	580.0	563.6	560.3	557.1
22.5°	766.8	750.4	712.7	673.4	643.9	607.9	568.5	537.4	514.5	507.9	511.2
25°	786.4	761.9	722.5	679.9	632.4	575.1	521.0	483.3	460.4	450.6	450.6
27.5°	802.8	778.2	732.4	675.0	602.9	530.8	468.6	430.9	412.9	403.0	401.4
30°	817.6	791.4	752.0	660.3	560.3	470.2	416.2	389.9	378.5	367.0	368.6
32.5°	837.2	814.3	766.8	629.2	503.0	414.5	373.6	360.5	349.0	340.8	344.1
35°	865.1	852.0	771.7	589.8	444.0	375.2	347.3	332.6	322.8	311.3	311.3
37.5°	904.4	892.9	755.3	530.8	391.6	345.7	326.0	306.4	290.0	276.9	273.6
40°	951.9	935.5	727.5	465.3	350.6	326.0	308.0	283.4	260.5	242.5	239.2
42.5°	1027.3	979.8	686.5	398.1	321.1	309.7	285.1	254.0	231.0	217.9	214.6
45°	1107.6	1030.6	627.5	340.8	298.2	290.0	262.1	231.0	214.6	204.8	203.2
47.5°	1209.1	1086.3	571.8	298.2	272.0	270.3	237.6	217.9	204.8	198.2	196.6
50°	1343.5	1156.7	516.1	265.4	249.0	244.1	226.1	209.7	199.9	195.0	193.3
52.5°	1499.1	1238.6	471.9	240.8	227.7	224.5	219.5	206.4	199.9	195.0	193.3
55°	1646.6	1323.8	424.3	217.9	209.7	213.0	216.3	206.4	201.5	198.2	195.0
57.5°	1808.8	1395.9	370.3	199.9	195.0	203.2	213.0	208.1	204.8	199.9	198.2
60°	1908.8	1446.7	298.2	183.5	183.5	195.0	208.1	204.8	198.2	198.2	198.2
62.5°	1953.0	1438.5	235.9	167.1	170.4	185.1	199.9	196.6	191.7	199.9	199.9
65°	1895.6	1345.1	191.7	152.4	157.3	172.0	191.7	191.7	191.7	204.8	204.8
67.5°	1746.5	1204.2	157.3	139.3	144.2	162.2	191.7	203.2	201.5	216.3	216.3
70°	1474.6	955.2	136.0	129.4	136.0	162.2	203.2	209.7	198.2	214.6	211.4
72.5°	1124.0	666.8	121.2	119.6	127.8	157.3	204.8	201.5	186.8	191.7	186.8
75°	738.9	404.7	106.5	109.8	113.1	139.3	195.0	188.4	170.4	167.1	163.8
77.5°	406.3	203.2	93.4	98.3	98.3	118.0	176.9	162.2	147.5	139.3	136.0
80°	162.2	103.2	81.9	86.8	80.3	95.0	132.7	126.2	113.1	106.5	103.2
82.5°	73.7	57.3	68.8	72.1	60.6	70.5	98.3	95.0	85.2	73.7	70.5
85°	27.9	32.8	52.4	49.2	42.6	41.0	55.7	50.8	41.0	32.8	32.8
87.5°	3.3	6.6	13.1	18.0	9.8	6.6	3.3	1.6	1.6	0.0	0.0
90°	0.0	0.0	0.0	0.0	0.0	0.0	0.0	0.0	0.0	0.0	0.0

Cooper Lighting Solutions Photometric Lab
1121 Highway 74 South
Peachtree City, GA 30269



LM-79-2019: Approved Method: Electrical and Photometric Measurements of Solid-State Lighting Products

Report Prepared for

Cooper Lighting Solutions

MCGRAW EDISON

Report Number: SP1-2408-195-9

Test Date: 08/07/2024

Luminaire Tested: GALN-SB1A-830-U-5WQ

Data in this report applies to families of products including GALN-SB1A-830-U-5WQ.

Test Information

Test Method: LM-79-2019
 Report Number: SP1-2408-195-9
 Test Lab: COOPER LIGHTING SOLUTIONS
 Photometer: SP1 - 76IN SPHERE
 Measurement Geometry: 4π
 Issue Date: 08/07/2024
 Manufacturer: COOPER LIGHTING SOLUTIONS
 Product Line: MCGRAW EDISON
 Catalog Number: **GALN-SB1A-830-U-5WQ**
 Description: GALLEON AREA AND ROADWAY LUMINAIRE. (1) 80 CRI, 3000K, 350MA HIGH DENSITY LIGHTSQUARE WITH 26 LEDS AND TYPE V WIDE OPTICS

Spectral Parameters

CCT (K): 3050
 CIE u': 0.2476
 CIE v': 0.5251
 Duv: 0.0034
 CIE x: 0.4383
 CIE y: 0.4131
 CIE z: 0.1487
 Peak Wavelength (nm): 603
 Dominant Wavelength (nm): 581
 Purity: 55.55201
 Rf: 81.5
 Rg: 99.2

CRI (Ra):	81.0		
R1:	79.6	R9:	7.1
R2:	85.6	R10:	67.0
R3:	92.0	R11:	82.7
R4:	82.6	R12:	63.2
R5:	78.9	R13:	80.3
R6:	81.7	R14:	95.0
R7:	85.2	R15:	71.7
R8:	62.0		



Test Conditions
 Stabilization Time: 20M
 Operation Time: 1H 20M
 Sphere Temperature (°C): 24.2

REPORT NUMBER: SP1-2408-195-9

Measurement and Test Equipment			
Instrument	Identification Number	Calibration Date	Calibration Due Date
Photometer	IN0058	6/18/2024	12/18/2024
Power Meter	INXT2011004	2/8/2024	2/8/2025
AC Power Source	IN0063	10/24/2023	10/24/2024
DC Power Source	IN0208	10/24/2023	10/24/2024
Sphere Thermometer	IN0085	10/24/2023	10/24/2024
Room Thermometer	IN0046	10/24/2023	10/24/2024

REPORT NUMBER: SP1-2408-195-9

CIE 1931 Chromaticity Diagram



CIE 1931 Chromaticity Diagram with 2017 ANSI 7-Step and 4-Step Quadrangles



CCT = 3050K
 CIE x = 0.4383
 CIE y = 0.4131
 Duv = 0.0034

Point lies inside the ANSI 3000K 4-step quadrangle

REPORT NUMBER: SP1-2408-195-9

Photopic Flux vs. Wavelength



Photopic Lumens: NR

λ (nm)	Power W [^] /nm	Lumens (ϕ /nm)	λ (nm)	Power W [^] /nm	Lumens (ϕ /nm)	λ (nm)	Power W [^] /nm	Lumens (ϕ /nm)	λ (nm)	Power W [^] /nm	Lumens (ϕ /nm)	λ (nm)	Power W [^] /nm	Lumens (ϕ /nm)
360	0	NR	490	168	NR	620	940	NR	750	35	NR	880	1	NR
365	0	NR	495	233	NR	625	897	NR	755	30	NR	885	1	NR
370	0	NR	500	300	NR	630	847	NR	760	26	NR	890	1	NR
375	0	NR	505	372	NR	635	790	NR	765	22	NR	895	1	NR
380	0	NR	510	430	NR	640	730	NR	770	19	NR	900	1	NR
385	0	NR	515	483	NR	645	668	NR	775	16	NR	905	1	NR
390	0	NR	520	524	NR	650	605	NR	780	14	NR	910	0	NR
395	2	NR	525	555	NR	655	545	NR	785	12	NR	915	0	NR
400	4	NR	530	581	NR	660	485	NR	790	10	NR	920	0	NR
405	7	NR	535	604	NR	665	430	NR	795	9	NR	925	0	NR
410	17	NR	540	623	NR	670	378	NR	800	8	NR	930	0	NR
415	34	NR	545	645	NR	675	331	NR	805	7	NR	935	0	NR
420	68	NR	550	667	NR	680	290	NR	810	6	NR	940	0	NR
425	128	NR	555	693	NR	685	251	NR	815	5	NR	945	0	NR
430	214	NR	560	719	NR	690	218	NR	820	4	NR	950	0	NR
435	339	NR	565	754	NR	695	188	NR	825	4	NR	955	0	NR
440	507	NR	570	791	NR	700	162	NR	830	3	NR	960	0	NR
445	573	NR	575	830	NR	705	139	NR	835	3	NR	965	0	NR
450	356	NR	580	873	NR	710	119	NR	840	3	NR	970	0	NR
455	217	NR	585	913	NR	715	102	NR	845	2	NR	975	0	NR
460	168	NR	590	948	NR	720	88	NR	850	2	NR	980	0	NR
465	113	NR	595	974	NR	725	76	NR	855	2	NR	985	0	NR
470	85	NR	600	994	NR	730	65	NR	860	1	NR	990	0	NR
475	85	NR	605	998	NR	735	55	NR	865	1	NR	995	0	NR
480	94	NR	610	994	NR	740	47	NR	870	1	NR	1000	0	NR
485	120	NR	615	973	NR	745	41	NR	875	1	NR			

REPORT NUMBER: SP1-2408-195-9

Scotopic Flux vs. Wavelength



Scotopic Lumens: NR

S/P: 1.27

λ (nm)	Power W [^] /nm	Lumens (ϕ /nm)	λ (nm)	Power W [^] /nm	Lumens (ϕ /nm)	λ (nm)	Power W [^] /nm	Lumens (ϕ /nm)	λ (nm)	Power W [^] /nm	Lumens (ϕ /nm)	λ (nm)	Power W [^] /nm	Lumens (ϕ /nm)
360	0	NR	490	168	NR	620	940	NR	750	35	NR	880	1	NR
365	0	NR	495	233	NR	625	897	NR	755	30	NR	885	1	NR
370	0	NR	500	300	NR	630	847	NR	760	26	NR	890	1	NR
375	0	NR	505	372	NR	635	790	NR	765	22	NR	895	1	NR
380	0	NR	510	430	NR	640	730	NR	770	19	NR	900	1	NR
385	0	NR	515	483	NR	645	668	NR	775	16	NR	905	1	NR
390	0	NR	520	524	NR	650	605	NR	780	14	NR	910	0	NR
395	2	NR	525	555	NR	655	545	NR	785	12	NR	915	0	NR
400	4	NR	530	581	NR	660	485	NR	790	10	NR	920	0	NR
405	7	NR	535	604	NR	665	430	NR	795	9	NR	925	0	NR
410	17	NR	540	623	NR	670	378	NR	800	8	NR	930	0	NR
415	34	NR	545	645	NR	675	331	NR	805	7	NR	935	0	NR
420	68	NR	550	667	NR	680	290	NR	810	6	NR	940	0	NR
425	128	NR	555	693	NR	685	251	NR	815	5	NR	945	0	NR
430	214	NR	560	719	NR	690	218	NR	820	4	NR	950	0	NR
435	339	NR	565	754	NR	695	188	NR	825	4	NR	955	0	NR
440	507	NR	570	791	NR	700	162	NR	830	3	NR	960	0	NR
445	573	NR	575	830	NR	705	139	NR	835	3	NR	965	0	NR
450	356	NR	580	873	NR	710	119	NR	840	3	NR	970	0	NR
455	217	NR	585	913	NR	715	102	NR	845	2	NR	975	0	NR
460	168	NR	590	948	NR	720	88	NR	850	2	NR	980	0	NR
465	113	NR	595	974	NR	725	76	NR	855	2	NR	985	0	NR
470	85	NR	600	994	NR	730	65	NR	860	1	NR	990	0	NR
475	85	NR	605	998	NR	735	55	NR	865	1	NR	995	0	NR
480	94	NR	610	994	NR	740	47	NR	870	1	NR	1000	0	NR
485	120	NR	615	973	NR	745	41	NR	875	1	NR			

REPORT NUMBER: SP1-2408-195-9

Melanopic Flux vs. Wavelength



Melanopic Lumens: NR

M/P: 2.32

λ (nm)	Power W [^] /nm	Lumens (φ/nm)	λ (nm)	Power W [^] /nm	Lumens (φ/nm)	λ (nm)	Power W [^] /nm	Lumens (φ/nm)	λ (nm)	Power W [^] /nm	Lumens (φ/nm)	λ (nm)	Power W [^] /nm	Lumens (φ/nm)
360	0	NR	490	168	NR	620	940	NR	750	35	NR	880	1	NR
365	0	NR	495	233	NR	625	897	NR	755	30	NR	885	1	NR
370	0	NR	500	300	NR	630	847	NR	760	26	NR	890	1	NR
375	0	NR	505	372	NR	635	790	NR	765	22	NR	895	1	NR
380	0	NR	510	430	NR	640	730	NR	770	19	NR	900	1	NR
385	0	NR	515	483	NR	645	668	NR	775	16	NR	905	1	NR
390	0	NR	520	524	NR	650	605	NR	780	14	NR	910	0	NR
395	2	NR	525	555	NR	655	545	NR	785	12	NR	915	0	NR
400	4	NR	530	581	NR	660	485	NR	790	10	NR	920	0	NR
405	7	NR	535	604	NR	665	430	NR	795	9	NR	925	0	NR
410	17	NR	540	623	NR	670	378	NR	800	8	NR	930	0	NR
415	34	NR	545	645	NR	675	331	NR	805	7	NR	935	0	NR
420	68	NR	550	667	NR	680	290	NR	810	6	NR	940	0	NR
425	128	NR	555	693	NR	685	251	NR	815	5	NR	945	0	NR
430	214	NR	560	719	NR	690	218	NR	820	4	NR	950	0	NR
435	339	NR	565	754	NR	695	188	NR	825	4	NR	955	0	NR
440	507	NR	570	791	NR	700	162	NR	830	3	NR	960	0	NR
445	573	NR	575	830	NR	705	139	NR	835	3	NR	965	0	NR
450	356	NR	580	873	NR	710	119	NR	840	3	NR	970	0	NR
455	217	NR	585	913	NR	715	102	NR	845	2	NR	975	0	NR
460	168	NR	590	948	NR	720	88	NR	850	2	NR	980	0	NR
465	113	NR	595	974	NR	725	76	NR	855	2	NR	985	0	NR
470	85	NR	600	994	NR	730	65	NR	860	1	NR	990	0	NR
475	85	NR	605	998	NR	735	55	NR	865	1	NR	995	0	NR
480	94	NR	610	994	NR	740	47	NR	870	1	NR	1000	0	NR
485	120	NR	615	973	NR	745	41	NR	875	1	NR			

Summary

$R_f = 81.5$
 $R_g = 99.2$
 $CIE R_a = 81.0$
 $R_9 = 7.1$



Color Vector Graphics



Individual Sample Fidelity Index ($R_{f,i}$)

CES01 = 86	CES26 = 74	CES51 = 89	CES76 = 70
CES02 = 63	CES27 = 88	CES52 = 92	CES77 = 86
CES03 = 31	CES28 = 89	CES53 = 81	CES78 = 72
CES04 = 70	CES29 = 67	CES54 = 87	CES79 = 90
CES05 = 50	CES30 = 68	CES55 = 85	CES80 = 88
CES06 = 51	CES31 = 71	CES56 = 78	CES81 = 78
CES07 = 42	CES32 = 70	CES57 = 76	CES82 = 95
CES08 = 41	CES33 = 71	CES58 = 78	CES83 = 90
CES09 = 29	CES34 = 82	CES59 = 92	CES84 = 94
CES10 = 76	CES35 = 90	CES60 = 95	CES85 = 86
CES11 = 59	CES36 = 93	CES61 = 93	CES86 = 72
CES12 = 65	CES37 = 87	CES62 = 83	CES87 = 85
CES13 = 43	CES38 = 75	CES63 = 77	CES88 = 83
CES14 = 74	CES39 = 94	CES64 = 83	CES89 = 75
CES15 = 71	CES40 = 89	CES65 = 77	CES90 = 81
CES16 = 47	CES41 = 85	CES66 = 80	CES91 = 96
CES17 = 50	CES42 = 86	CES67 = 79	CES92 = 73
CES18 = 56	CES43 = 81	CES68 = 84	CES93 = 84
CES19 = 72	CES44 = 99	CES69 = 91	CES94 = 64
CES20 = 66	CES45 = 87	CES70 = 78	CES95 = 80
CES21 = 87	CES46 = 82	CES71 = 76	CES96 = 84
CES22 = 79	CES47 = 77	CES72 = 92	CES97 = 87
CES23 = 92	CES48 = 71	CES73 = 71	CES98 = 81
CES24 = 91	CES49 = 81	CES74 = 93	CES99 = 74
CES25 = 72	CES50 = 89	CES75 = 74	



Color Rendition by Hue-Angle Bin



Measure Comparisons



(END OF REPORT)